

Let's Knit Socks with Pam Mahan

Thursdays: March 8, 15, 22 (29 if needed)

6:00 - 8:00

Fee: \$30

Participants will knit a pair of socks using double-point needles and traditional cuff to toe construction. Students should be able to cast-on, perform knit and purl stitches, and be familiar with increasing and decreasing. Class instruction will cover working in the round on double-point needles, appropriate cast-on methods for socks, turning a heel, and grafting the toe. Pattern will be provided.

Supplies Needed

Yarn: approximately 350 to 400 yards of fingering weight sock yarn. **Needles:** set of four (of five) US size 1 or 2 double-point needles. We will work to an approximate gauge of 7 to 8 stitches per inch in Stockinette stitch worked in the round.

Butterfly Shawl Knit Along

Instructor: Pam Mahan

Tuesdays, Feb. 7, 21, 28, Mar. 6 6:00-8:00

Fee: 15 for first session which includes the cost of the pattern. You may choose to come to as many of the other session as needed at a fee of \$10 a session

You will learn the knitting techniques to create a butterfly looking pattern with a moderation of the Entralac technique on the edge. The pattern takes advantage of long pattern repeats.

Supply: Zino or other similar finger weight yarn (available at shop). Size US 5 circular at least 24 inches or size needed for gauge 18 stitches for 4 inches.



Shrug-a-licious: Crochet Along

Instructor: Lynda McKenna

Saturday, Feb. 18 & 25 2:00-4:00 Fee: \$20

Participants should have some basic knowledge of crochet. The first week students will create the body of the shrug and the second week you will learn how to put on the sleeves and collar. This garment is made in one piece.

Supplies Needed: 1225 yards of worsted weight yarn and a J hook.



Linen Stitch

Instructor: Bonnie Mahoney

Saturday, Feb. 4 10:00-Noon

Bonnie learned a new knitting technique while she was on her cruise this fall. She would love to share it with all of you. You will make a coaster, but you will see the possibilities are endless with this technique.

Supplies Needed: I will tell you what you need when I call to remind you about the class



Moebius Neck Gaiter

Instructor: Stephanie Russo

Thursdays, Feb. 2 & 16

6:30-8:30

Fee: \$20

Come and knit a moebius neck gaiter which is all the fashion. This moebius has a continuous triangle pattern. You will receive the pattern and instruction on how to knit this mathematical related project.

Supplies Needed: 1 skein soft worsted weight yarn (possibly Leche) and US#8 or 9 circular needle 36 inches long.

Multi-Directional Scarf

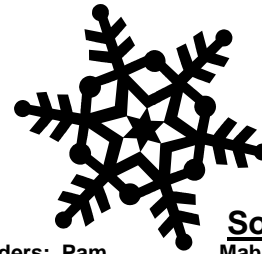
Instructor: Stephanie Russo

Thursdays, Feb. 9 & 23 6:30-8:30

Fee: \$20

Join us for this intriguing knitting technique that you are sure to enjoy.

Supplies Needed: We will let you know the supplies needed when I call to remind you about the class.



Sock Club

Leaders: Pam

Mahan and Stephanie Russo

Dates: Jan. 26, Feb. 22, Mar. 27, Apr. 24 Time: 6:30-8:30 Fee: TBA

Sock Club is back!!! If you didn't join last year you will want to join this year. We have 15 chairs so that is our limit so don't delay. Pam and Stephanie are still working out the details, but we do have the dates for meetings

Knit Happy Club: REMINDER

Meeting Dates: Jan. 9 (replacing Dec. 26), Jan. 30, Feb. 27, Mar. 26

One Day Class: Horseshoe Bracelet

Date: Wednesday January 18

Time: 5:30-8:30 (the class may not run the entire three hours)

Fee: \$15.00 for the class and \$15.00, (payable in cash to the teacher) additional \$10.00 if you are using crystal.

Students will learn:

- 1) about tools and their functions
- 2) how to make loops with wire
- 3) how to open and close jumpings

Students will take home: 1 bracelet with the knowledge to make more.

Supplies will be available after class for purchase with cash.



for supplies ...and





Winter Craft Schedule 2012

Call for reservation – 688-0293

Beginning Knitting Series (Standard/English Method)

Each class may be taken separately or the whole series may be taken for a complete look at beginning knitting.
(For beginners and those wishing to refresh their skills)

Beginning Knitting Series: Dishcloth

Wednesday Feb. 1 & 8 6:30-8:30 **Fee: \$20**
Learn to cast on stitches, perform the knit stitch and purl stitch, decrease and increase, bind off stitches and practice reading a pattern. Make 2 different dishcloths in 2 sessions
Supplies Needed: 2 balls of cotton yarn, size 7 or 8 straight needles.

Beginning Knitting Series: Scarf

Wednesday Feb 15 6:30-8:30 **Fee: \$10**
Learn to read a pattern, another method of casting on, and endure a larger project. Start a scarf and complete on your own.
Supplies Needed: 1 or 2 balls of yarn depending on desired length for scarf, size 7 or 8 straight needles

Beginning Knitting Series: Hat in the Round

Wednesday Feb. 29 & March 7 6:30-8:30 **Fee: \$20**
Learn to knit on circular needles and 4 DP needles and have more practice in reading a pattern. Participants can elect to make a hat or a bag to be felted.
Supplies Needed: yarn and size 8 -16" length, circular needle and four DP needles.

Beginning Knitting Series: Mittens

Wednesday March 14 & 21 6:30-8:30 **Fee: \$20**
You will learn to knit basic four needle mittens in any size desired. This is truly a basic learning experience to try grafting and shaping a thumb gusset. Other techniques such as decreases and ribbing have already been taught in the Hat in the Round class. Knit the mittens in the same yarn as your scarf and hat for a matched set.
Supplies: Set of 5 and 6 double pointed needles, worsted weight yarn (less than a skein).

Introduction to Continental Style Knitting

MORNING SESSION: 10:30-Noon **Fee: \$8**
Start with a Dishcloth Mondays Jan 16 & 23
Hat in the Round Mondays Feb. 6 & 13

AFTERNOON SESSION: 1:30-3:00 **Fee: \$5.00 same information as morning session but because I might be interrupted by a customer the price is reduced.**
Start with a Dishcloth Thursdays March 1 & 8
Hat in the Round Thursdays March 22 & 29

You've observed with envy those knitters who knit without "throwing" the yarn around the needles (English/American Style) –it seems like they are moving through their work effortlessly – and at twice the speed! They're knitting Continental Style! This class is an opportunity for beginners who have never knit before, and for those who want to try this method. You will learn the Long-Tail Cast-On, Continental knit and purl stitch and bind-off. Participants will practice by making a dish clothe and then move on to knitting Continental style in the round by making a hat that will incorporate knit and purl.
Supplies Needed: Size US # 7 or 8 Single Point needles and 1 ball Sugar n' Cream yarn will be used for the dishcloth, and 1 skein of worsted weight yarn (wool, acrylic or wool/acrylic blend), US# 6 or 8 -16" circular needle and US 6 or 8 -double -point needles depending on the hat pattern you select.

One Stroke Painting Series with Kelly Hunt

Winter Barn Scene on Canvas

Saturday, Jan. 28 10:30 - 12:30 **Fee: \$20 includes all supplies**
Paint a beautiful winter scene with a barn using acrylic paint and the Brenda Harris mediums. This class is for all skill levels. Students should bring an 8x10 canvas to class.

One Stroke on T-Shirt

Sat. Feb. 11 10:30 - 12:30 **Fee: \$15**
Come and learn this easy technique to make a one of a kind t-shirt design. Students need to bring a black or navy blue t-shirt to class that has been pre-washed without fabric softener or a dryer sheet.





One Stroke Painting: Lily on a Plate

Sat. March 3 10:30 - 12:30 **Fee: \$18 includes all supplies**
Get ready for Spring with this beautiful star gazer lily. You will learn reverse painting techniques on glass.

Beginning Jewelry Making: LEVEL FOUR

Wire Instruction and Wire Wrapping

Dates: Tuesdays Jan. 10, 17, 24, 31
Times: 5:30 to 8:30pm.(some days will let out earlier)
Fee: \$12.50 per class (\$50.00 for all four classes) PLUS \$30.00 for supplies (this includes supplies for all four weeks)

	<p>Week 1: Students will learn: The Royal Twist technique, expanding on a wire technique learned in a previous class. Students will take home: 1 Bracelet</p>
	<p>Week 2: Students will learn: The Herringbone Wrap, expanding on a wire technique learned in a previous class. Students will take home: Instructions and 1 Bracelet.</p>
	<p>Week 3: Students will learn: To incorporate stones in chain making. Students will take home: 1 Chain to be used in finishing week four's class.</p>
	<p>Week 4: Students will learn: To wrap semiprecious stones professionally, to make a pendant. The pendant will then be attached to week three's stone chain. Students will take home: Instructions and 1 Wrapped Pendant Necklace.</p>
<p>As usual, supplies will be available for purchase following class. Hope to see you there!</p>	